



West Fraser



This West Fraser Product Selector Guide will help users select the appropriate lumber and preservative treatment for each application. It is extremely important to build with the proper materials for each intended use. For example, any lumber that will be used in a residential ground-contact application such as fence or deck posts must be treated with ACQ at a correct retention level for ground contact.





### Which preservative treatment?

ACQ preservative treatment is the current industry standard for residential outdoor applications and has been proven through 20-plus years of testing and field use. ACQ replaced CCA for most residential / consumer applications when both Canada and the U.S. regulated its use in 2003, restricting CCA to certain applications, such as Permanent Wood Foundations.



## BUY THE RIGHT WOOD FOR THE RIGHT END USE

### RESIDENTIAL USES OF TREATED WOOD (Per PMRA/Health Canada)

	PRODUCTS	SPECIFICATIONS	END USE APPLICATIONS
ACQ Above Ground Appearance Grade	 <ul style="list-style-type: none"> <li>Decking - 2X4 &amp; 2X6 Radius Edge</li> <li>Appearance Grade 2x4 through 2x12</li> <li>5/4 x 6 Decking</li> <li>Fence Boards 1x4 and 1x6</li> <li>Balusters 2x2</li> </ul>	<ul style="list-style-type: none"> <li>Non-incised/appearance grade</li> <li>Graded to strict standards for consistent quality</li> <li>ACQ treated to 0.25 lbs/ft<sup>3</sup> retention</li> </ul>	<ul style="list-style-type: none"> <li>Decking</li> <li>Deck Joists</li> <li>Railings</li> <li>Balusters</li> <li>House Trim</li> <li>Fencing</li> <li>Gazebos</li> <li>Patio Furniture</li> <li>Picnic Table</li> </ul>
	 <b>Barefoot Brown includes colour as a part of the pressure-treating process</b>		
ACQ Ground Contact	 <ul style="list-style-type: none"> <li>2x4 through 2x10 ACQ Ground Contact</li> <li>S4S 4x4 Posts</li> <li>Rough 4x6 and 6x6 Timbers</li> </ul>	<ul style="list-style-type: none"> <li>All products incised for maximum preservative penetration and long-term protection</li> <li>All ACQ products are treated to 0.40 lbs/ft<sup>3</sup> retention for proven long-term protection in both above ground and ground contact applications</li> </ul>	<ul style="list-style-type: none"> <li>Deck Joists</li> <li>Fence Posts</li> <li>Support Posts</li> <li>Knee Wall</li> <li>Retaining Walls</li> <li>Frost Wall</li> <li>Cribbing</li> <li>Sill Plates</li> <li>Playground Equipment</li> </ul>
CCA *	 <ul style="list-style-type: none"> <li>2x6 and 2x8</li> </ul>	<ul style="list-style-type: none"> <li>Meets Canadian Standards Association (CSA) specifications</li> <li>Third-party inspected &amp; certified</li> </ul>	<ul style="list-style-type: none"> <li>Permanent Wood Foundations**</li> <li>Agricultural/Industrial</li> </ul>

\* In 2003, the label for Chromated Copper Arsenate (CCA) wood preservative was amended to restrict its application ONLY to wood being treated and used in Permanent Wood Foundation (PWF) systems, and for specific agricultural and industrial applications.

\*\* While the CCA (Chromated Copper Arsenate) label restricts the treating plant to what products they can treat, it also restricts the sale and distribution of the treated wood specifically to those allowed uses. This means that the wholesalers and retailers may only legally sell the CCA treated wood for the allowed uses on the label. To do otherwise, for either the treater or the seller of treated wood, would be a violation of federal law (the Pest Control Products Act).

**BAREFOOT**  
BROWN DECKING

- SAVES TIME & MONEY
- Eliminates initial staining
- Preservative and colour in one step.



**LESS STAINING... MORE ENJOYING**



Colour shown in photo may differ from actual product. \* Barefoot Brown Decking colour may vary slightly depending on location, species of wood, age, grain pattern and heartwood content.

PRODUCT SELECTOR





## CCA Lumber for Permanent Wood Foundation Applications

- 2x6 in 93" Studs and 8' - 16' lengths
- 2x8 in 93" Studs and 8' - 16' lengths

Some confusion exists in the market place regarding PWF and what it means. PWF stands for Permanent Wood Foundations, and that is the building practice of using pressure-treated wood as the underground foundation for a building. PWF is not a chemical treatment or process, nor is it a type of wood product.

Permanent Wood Foundations (PWFs) are fully engineered systems accepted by all the major building codes, as well as by federal agencies and mortgage lending, home warranty, and fire insurance institutions.



## A Finished Project from the Start



- Barefoot Brown is pressure impregnated with ACQ preservative and colour in one step.
- Eliminates the need for initial staining, saving time and money.
- Ideal for decks, fencing, railing, gazebos, and every outdoor living space.



*Colour shown in photo may differ from actual product. \*Barefoot Brown Decking colour may vary slightly depending on location, species of wood, age, grain pattern and heartwood content.*

## Construction Tips and Fasteners

- Fasteners should be hot-dipped galvanized (ASTM A 653; G-185), Stainless Steel, or other code-approved material. Do not use aluminum in direct contact with pressure treated wood.
- Before you begin screwing the deck surface down, lay out your West Fraser Barefoot Decking with the best face exposed. Try to ensure that any edge knots are turned down.
- Place screws no closer than 3/4" to the edge of the board.
- When placing screws near the end of the board, ALWAYS drill a pilot hole about three-quarters the diameter of the screw. Try to place the screw a minimum of 1" back from the end of the board. This will help reduce splitting which occurs with weathering.

## Maintenance Schedule

- Although no maintenance is required during the first year, a high-quality semi-transparent stain or water repellent will help protect the wood from weathering. To ensure the wood is dry, wait six weeks after installation and five days after rain; follow the stain manufacturer's instructions. Thereafter, it is recommended every 2-3 years that you clean the deck's surface with a deck brightener product to revitalize the appearance of your decking and then apply a fresh coat of semi-transparent stain or water repellent after the deck has dried.